

Recommended Sizes for Campaigns on Desktop and Mobile

Last Modified on 06/24/2026 4:40 pm EDT

What You'll Learn

- Best practices for sizing when designing your desktop and mobile campaigns.
- Implement responsive design principles to adapt your widgets to diverse screen sizes.

Whether you want a subtle sidebar or a large popup, you can design that with [Digioh's form builder](#).

Campaign Size Best Practices

There's no exact "right" size for design. But as a starting point for a basic popup, sidebar, inline or banner, we recommend these dimensions:

- - **Popup**
 - **Desktop: ~800x600**
Recommended max width: 900px
Recommended max height: 650px
Screen Size setting to show mobile should be equal to the width of desktop
 - **Mobile: 360x660**
Recommended max width: 360px
Recommended max height: 660px
 - **Sidebar**
 - **Desktop: 340x200**
Recommended max width: 500px
Recommended max height: 500px
Screen Size setting to show mobile should be equal to the width of desktop
 - **Mobile: 340x200**
Recommended max width: 360px
Recommended max height: 360px
 - **Inline**
 - **Desktop: 800px wide, any height**
Recommended max width: 1000px
Recommended max height: 700px to keep content above the fold
Screen Size setting to show mobile should be equal to the width of desktop
 - **Mobile: 360px wide, any height**
Recommended max width: 360px
Recommended max height: 620px to keep content above the fold
 - **Banner**
 - **Desktop: 800x60**
Recommended max width: 1000px
Recommended max height: Any height, but for traditional top banners it's best to stay under 120px.
Screen Size setting to show mobile should be equal to the width of desktop

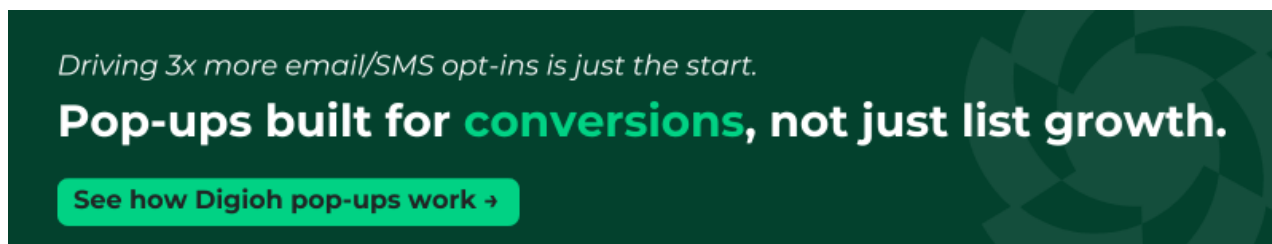
- **Mobile: 360x60**

Recommended max width: 360px

Recommended max height: Any height, but for traditional top banners it's best to stay under 120px.

If you have [Responsive settings](#) turned on for a popup or sidebar, these numbers matter a little bit less, but if you're using [Edge to Edge](#) or [Scrolling](#), they matter a lot.

Below, we share some more detailed size guidelines.

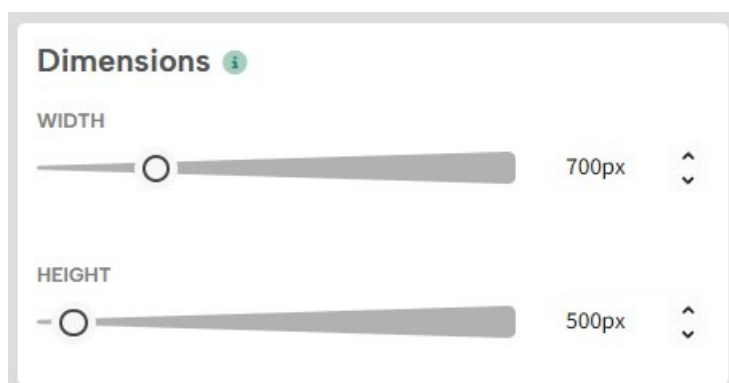


Desktop Popup Sizes

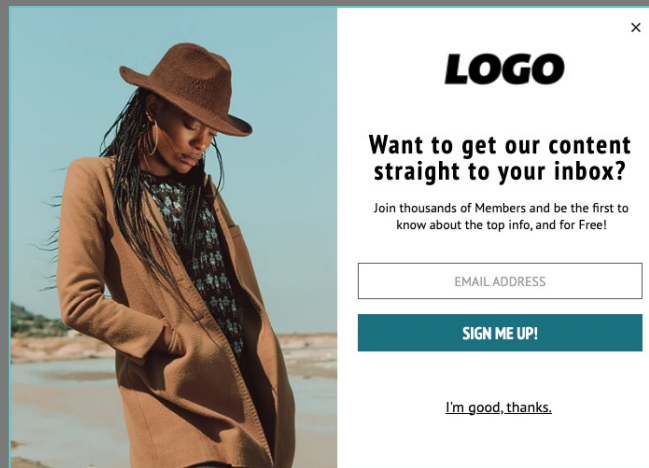
Digioh makes designing a popup for desktop users easy with our [responsive design settings](#). Choose any dimensions, then turn on responsive design, and your pop-ups will automatically resize to fit any window.

Around 700×500 looks good!

Popup design varies, but for a pop-up centered on your website, a size of around 700x500 looks pretty good.



Here's a preview of a 700x500 popup on a 1366x768 window:



Recommended Max Size: 900x650

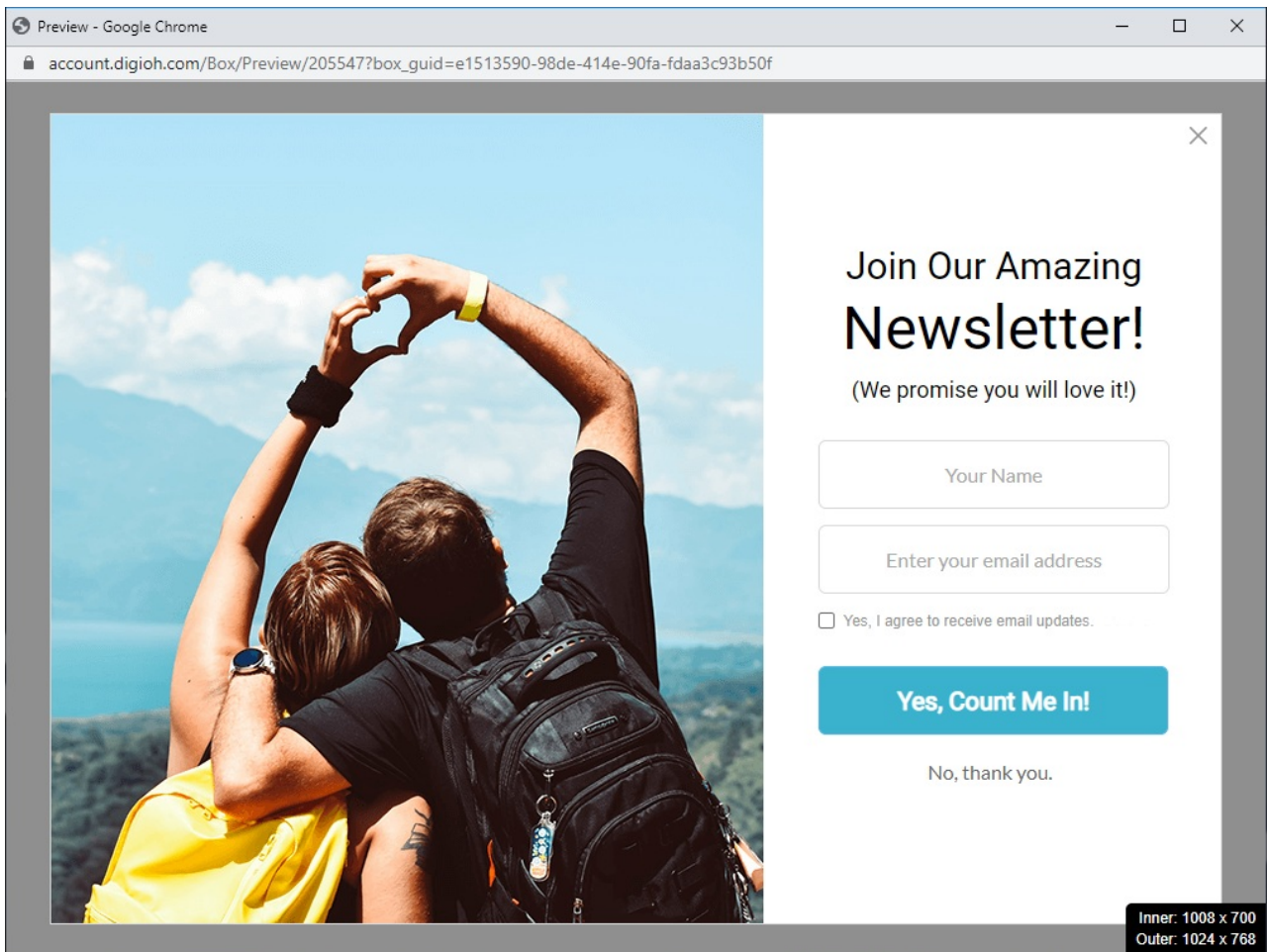
To design something that looks good at most resolutions, it's a good idea to stay under 900x650.



1366x768 is a common screen resolution, and some people still even use 1024x768. So 768 seems like a good number to stay under for height. To account for the address bar, bookmarks bar, and taskbar, etc., staying under 650 pixels for the height of your pop-up is probably your best bet.

Still, this isn't a hard rule.

Here's a preview of a 900x650 popup on a 1024x768 window:



Responsive Design on Desktop

There's no way to predict every screen resolution or whether your visitors will view your website in a full-screen window. To guarantee that your popup fits any window, you can turn on responsive design in the campaign settings.

Where do you want the campaign to show up?

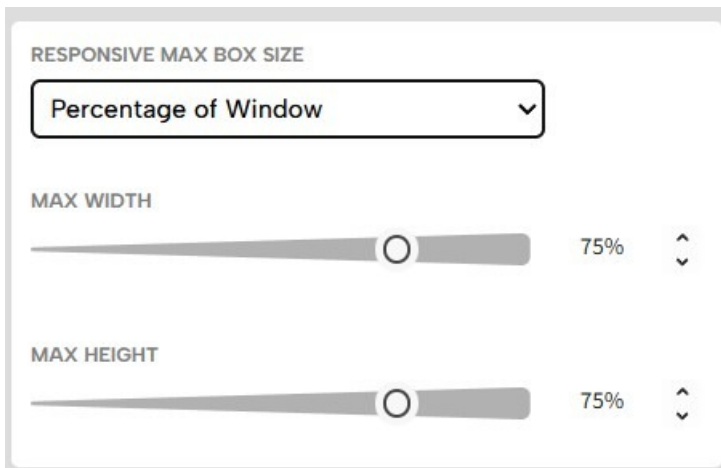
Popup Inline Sidebar Banner

How should the campaign behave on screen?

Default **Responsive** Edge to edge Fullscreen

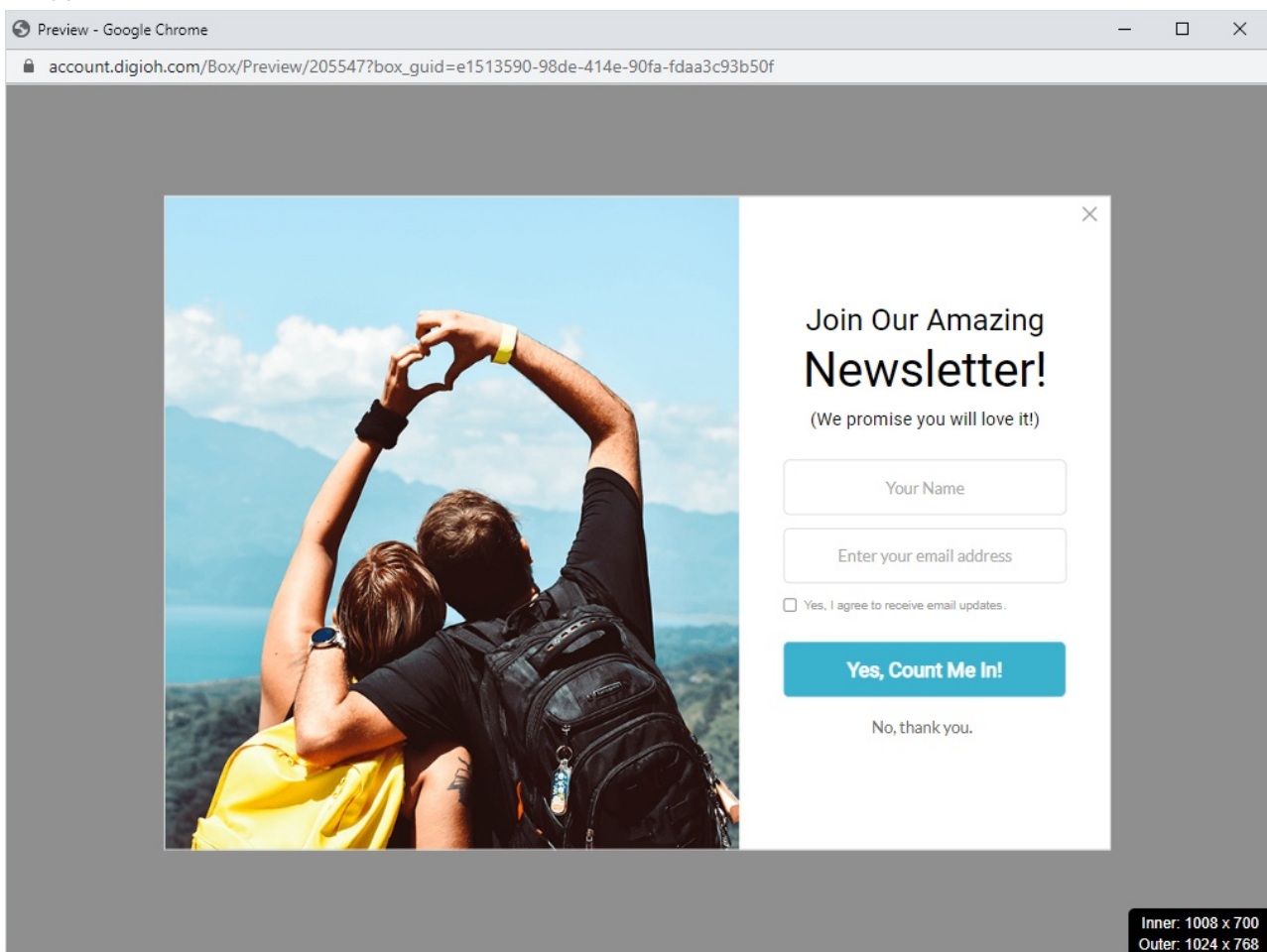
Responsive Mode: Lets you control how the container scales up to a maximum height and width. Edit Responsive settings on Steps/Pages.

This automatically resizes your popup or sidebar based on the size of the window.



To learn more about responsive settings, see our [help doc here](#).

Here is an example of a 900x650 popup with the max width and height set to 75%, viewed in a 1024x768 window:



Desktop Sidebar Sizes

Sidebars appear next to your content, so generally, these should be slightly smaller than a popup.

We recommend starting with a sidebar between 300x200 or 375x250. Experiment with sizes and layouts that look good on your website.

Smaller sidebar designs look good with the position set to Center Left or Center Right. They appear relatively high on the page, so they grab attention without covering your content.

Where do you want the campaign to show up?

Popup Inline **Sidebar** Banner

How should the campaign behave on screen?

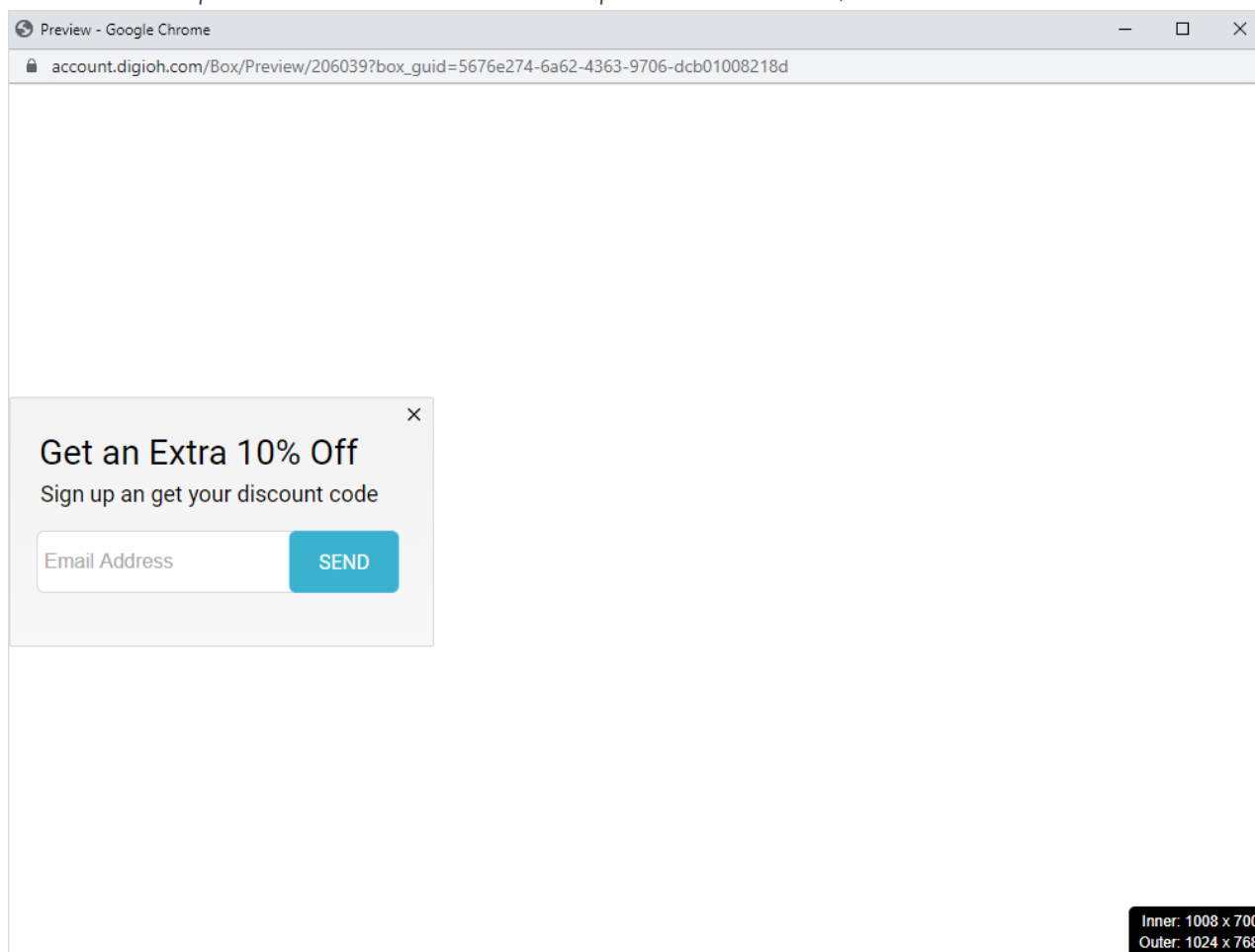
Default **Responsive** Edge to edge Fullscreen Scrolling

Responsive Mode: Lets you control how the container scales up to a maximum height and width. Edit Responsive settings on Steps/Pages.

Sidebar Settings

POSITION IN WINDOW: Center Left ALWAYS SHOW ON SCREEN?: Yes (recommended)

Here is an example of a 340x200 sidebar with the position Center Left, viewed in a 1024x768 window:



If you want to add more details or images and make a slightly larger sidebar, we recommend using a

Bottom position.

Where do you want the campaign to show up?

Popup Inline **Sidebar** Banner

How should the campaign behave on screen?

Default **Responsive** Edge to edge Fullscreen Scrolling

Responsive Mode: Lets you control how the container scales up to a maximum height and width. Edit Responsive settings on Steps/Pages.

Sidebar Settings

POSITION IN WINDOW: Bottom Left

ALWAYS SHOW ON SCREEN?: Yes (recommended)

Here is an example of a 375x250 sidebar with the position Bottom Left, viewed in a 1024x768 window:

Preview - Google Chrome

account.digioh.com/Box/Preview/206040?box_guid=d3896c0b-cdbe-48ca-9708-dd144091c818

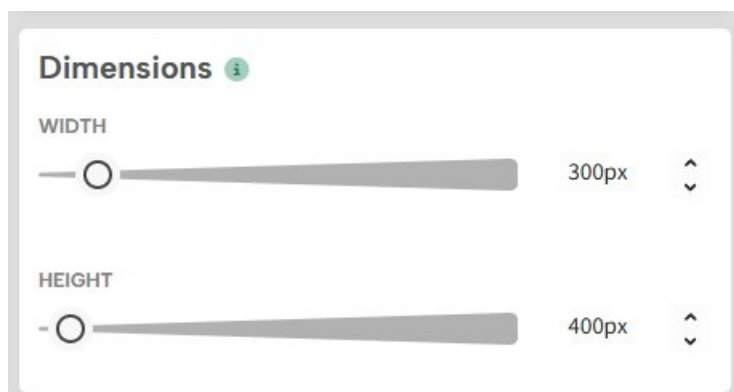
Get an Extra 10% Off
Sign up and get your discount code

Email Address SEND

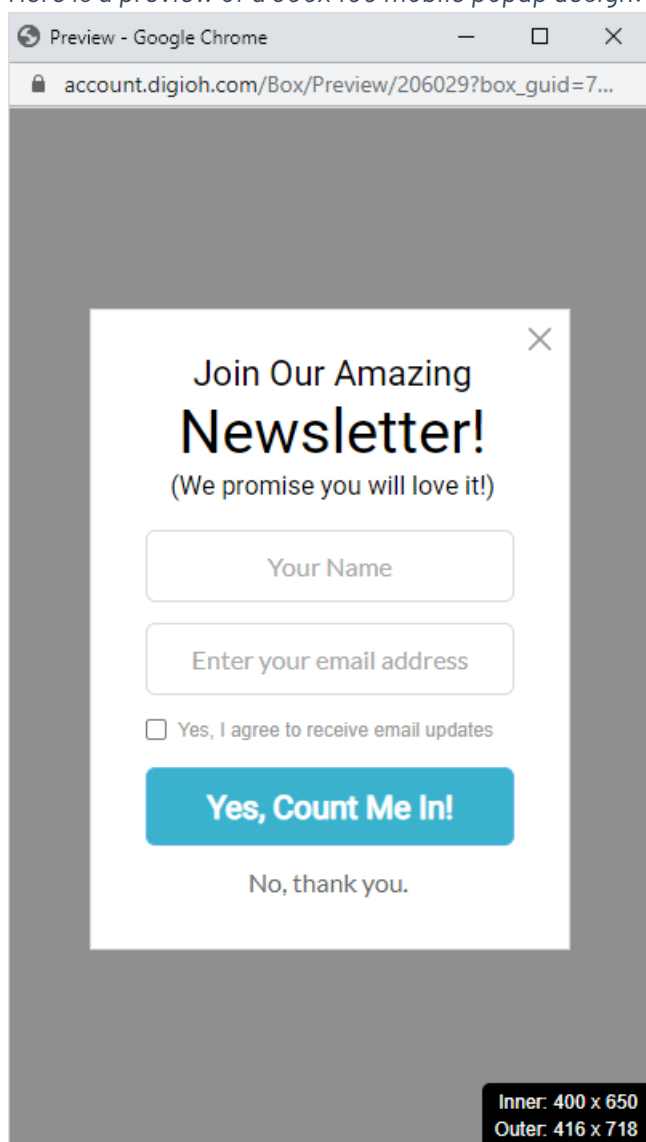
Inner: 1008 x 700
Outer: 1024 x 768

Mobile Popup Sizes

Every mobile device is a little different, but **360x660** or smaller is a good size for mobile popups. **This will fit on every mobile device without cutting off.**



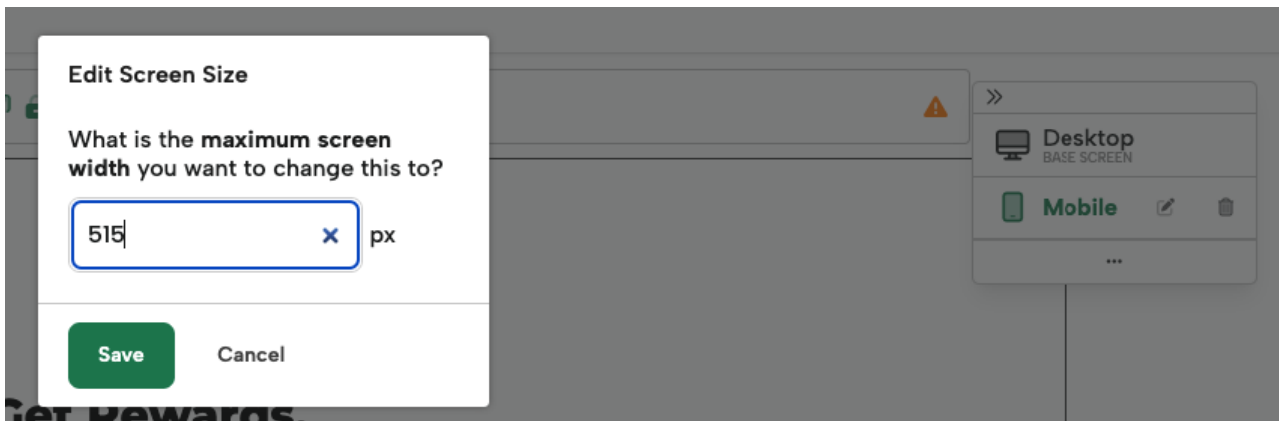
Here is a preview of a 300x400 mobile popup design:



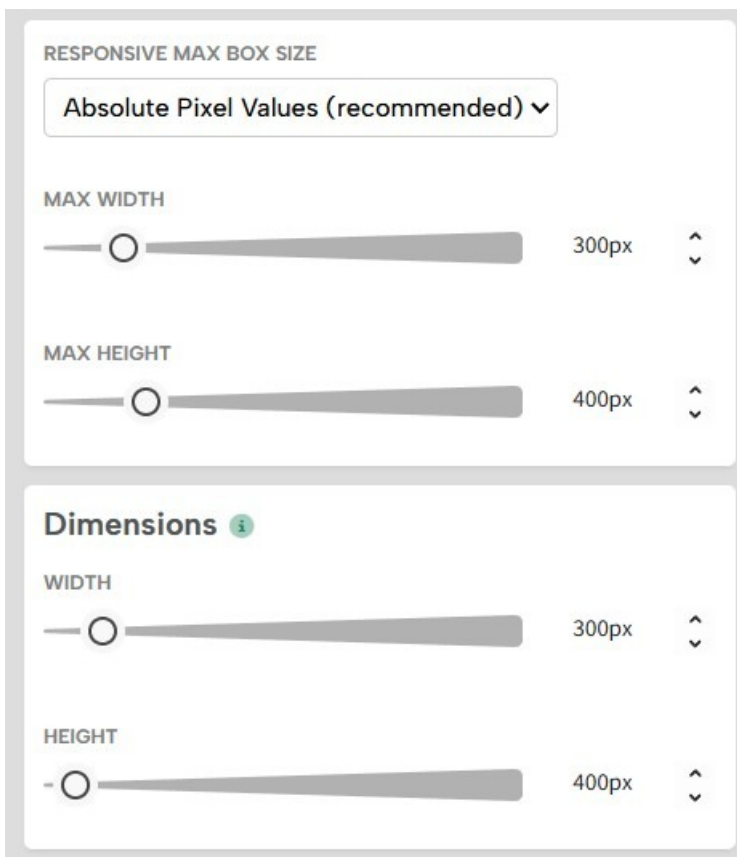
Responsive Design on Mobile

Since some devices such as Android have a viewport as small 360px pixels wide, you can turn on responsive design and set your max pixels to the dimensions of your popup.

Mobile dimensions can get as large as 514px wide, so if you're using [Screen Sizes](#), we recommend setting your mobile **Screen Size max-width to match the desktop width or to 515px if using responsive settings.**



The popup will resize down in smaller resolutions but won't exceed that size in larger ones.



Mobile Sidebar Sizes

If you use the recommended sizes for desktops, your sidebars will probably also work on mobile devices. But to be on the safe side, make sure you turn on responsive design under campaign settings:

RESPONSIVE MAX BOX SIZE

Absolute Pixel Values (recommended) ▾

MAX WIDTH

340px

MAX HEIGHT

200px

Dimensions ⓘ

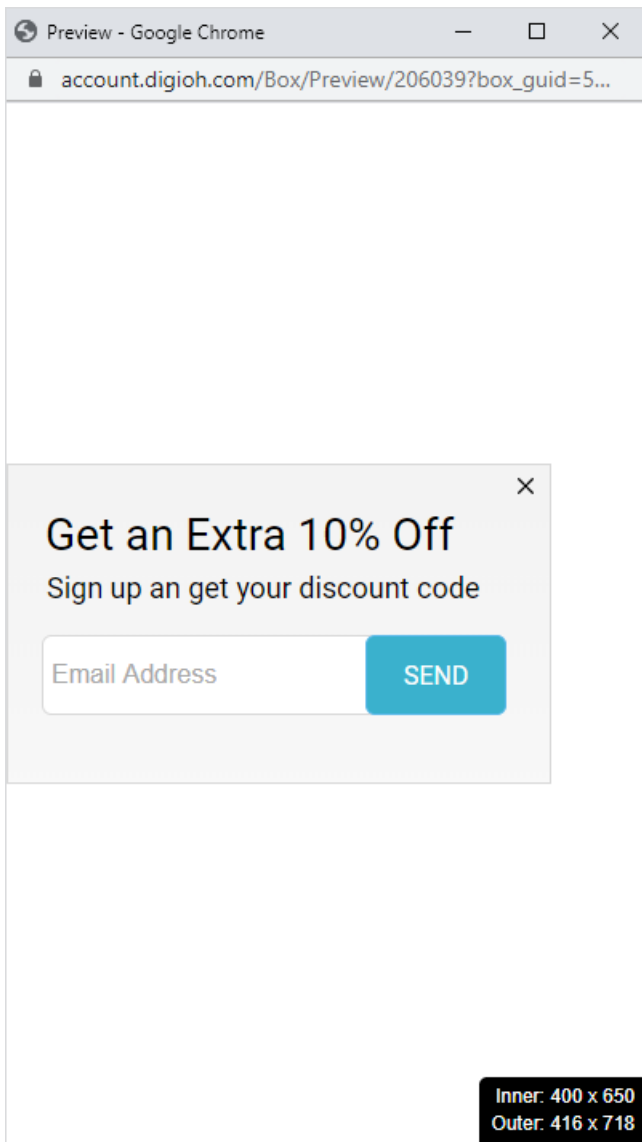
WIDTH

340px

HEIGHT

200px

Here is a preview of a mobile popup sidebar:



For more help designing your mobile campaigns, please see our [Mobile Design Best Practices](#).

For additional details of Full Screen Popups, [see our help doc here](#).

What's your next step?

[See Real Examples](#)

[Explore Digioh Pop-ups](#)

[Get a Demo](#)
