

Prevent Bot Submissions with HoneyPot Guard

Last Modified on 06/25/2026 9:38 am EDT

Protect your forms from bot submissions using HoneyPot Guard. This extension automatically identifies and blocks bot submissions by leveraging hidden fields within your forms.

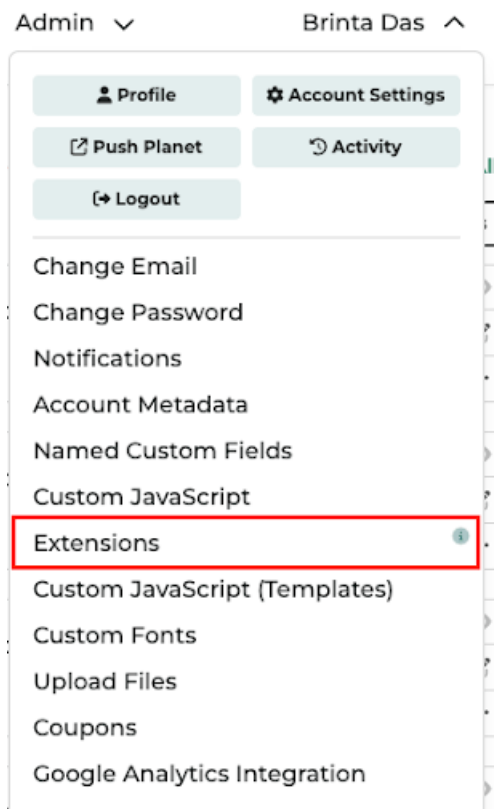
What is HoneyPot Guard?

HoneyPot Guard (Extension#629) is a security solution designed to safeguard your forms against bot submissions. It uses hidden fields that bots are likely to interact with but remain invisible to genuine user.

How to Set Up

1. Install the Extension:

- Go to the Extension sections of your Account:



- Locate **HoneyPot Guard (Extensions #629)** and click **Install**.



2. Automatic Configuration:

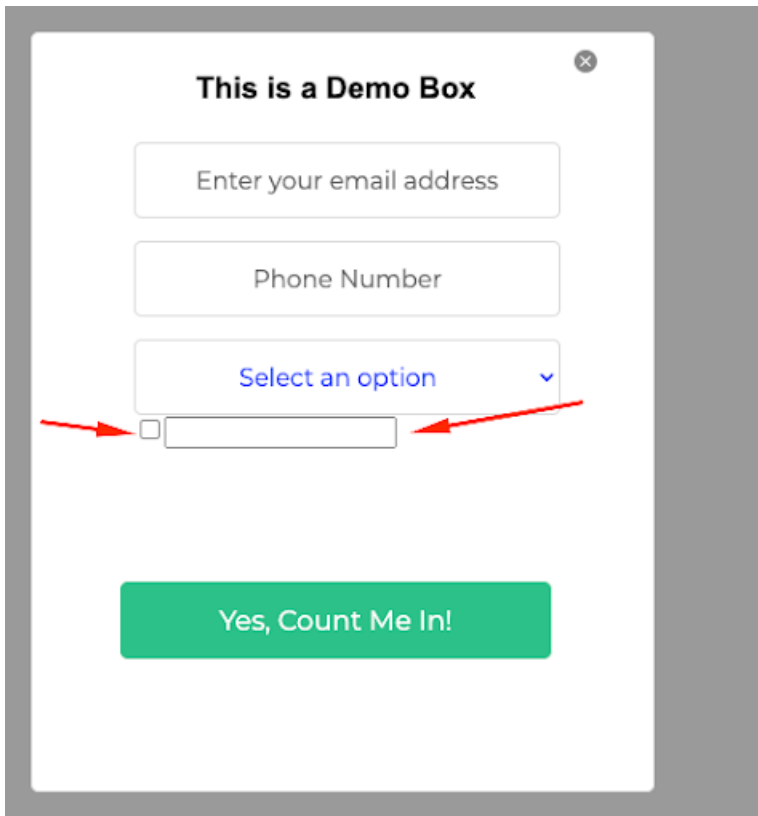
- Once installed, the extension immediately integrates with all the campaigns in your account.
- No additional setup is required.

How It Works

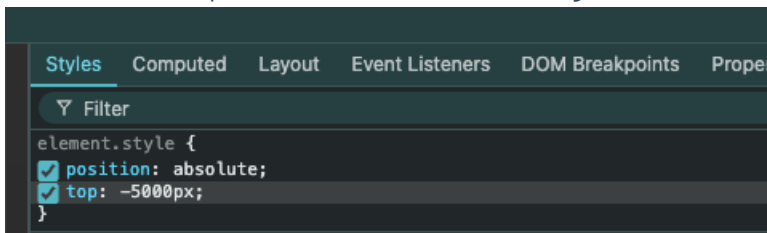
Step 1: Adding Hidden Fields

HoneyPot Guard inserts two hidden fields into each form:

- 1. A hidden text field.
- 2. A hidden checkbox.



- These fields are positioned off-screen, making them invisible to users but detectable by bots.



Step 2: Bot Detection

During form submission, HoneyPot Guard evaluates the hidden fields:

- - If a bot fills in either field, the extension flags the submission.
 - If both fields are left untouched, the form submission proceeds normally.

Step 3: Blocking Bot Actions

When a bot submission is detected:

- - The extension disconnects real integrations (e.g., email notifications or data storage).
 - It replaces them with a dummy integration, ensuring no real actions are triggered.
-