

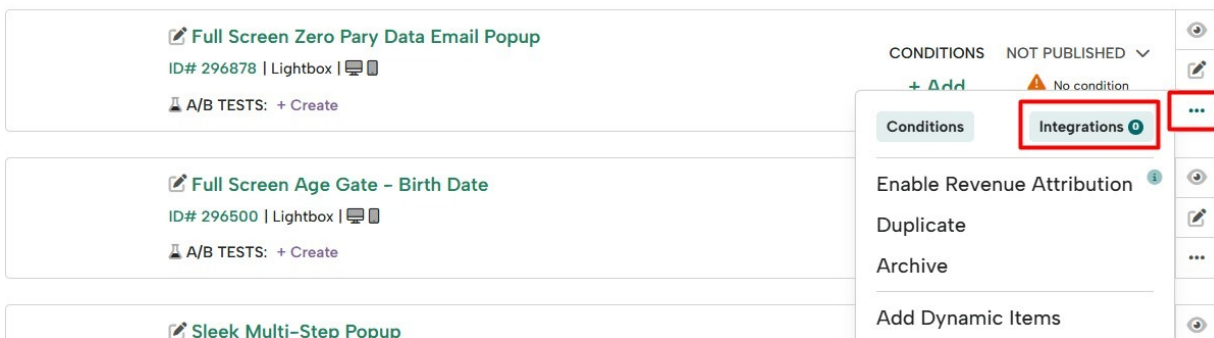
How to Add an Integration to a Campaign

Last Modified on 06/24/2026 3:52 pm EDT

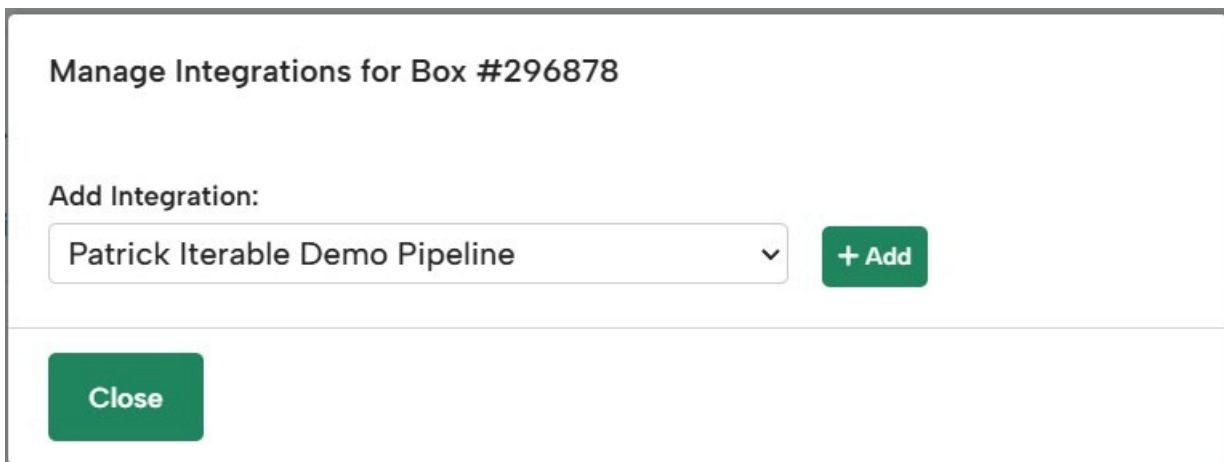
You can connect any form-powered campaign in Digioh to your preferred marketing platform, CRM, or custom endpoint using the Integrations feature. You can also connect multiple integrations to a single campaign! This help doc will guide you through adding a new integration to a campaign.

From the Campaign List

To add an integration to a campaign from the Campaign List, select Integrations under the additional campaign options:





You can then select which integrations you'd like to add:




From the Campaign Editor


To add an integration to a campaign from within the campaign editor, select Manage Integrations from the Settings dropdown:



 Settings ^

 296878: Full Screen Zero Pary Data

Edit Box Styles NEW 

Add Box Conditions

Manage Integrations 

Main Page  

You can then select which integrations you'd like to add:

Manage Integrations for Box #296878

Add Integration:

Patrick Iterable Demo Pipeline 