

How to build a quiz starting from a theme

Last Modified on 06/25/2026 9:18 am EDT

Here is our guide on how to build a Digioh quiz starting from a theme. We recommend using our [Quiz Builder](#), but you can follow these steps when you want to use one of the Digioh prebuilt designs.

Step 1) Click on the Campaigns dropdown

The screenshot shows the Digioh dashboard with the 'Boxes' dropdown menu open. The menu options are 'View Current Boxes', 'Create New Box', and 'View Quick Start Themes'. 'View Current Boxes' is highlighted with a red box. The main content area shows a list of four quiz boxes with their respective details and status.

ID#	Location	Impressions	Conditions	Status	Last Publish
292688	Inline Quiz		+ Add	NOT PUBLISHED	
292457	Lightbox		+ Add	NOT PUBLISHED	No condition
290739	Lightbox		Edit	PUBLISHED	02/21/2025 08:49 AM
276574	Sidebar	1	+ Add	PUBLISHED	02/21/2025 08:49 AM

Step 2) Choose View All Themes

The screenshot shows the Digioh dashboard with the 'Boxes' dropdown menu open. The menu options are 'View Current Boxes', 'Create New Box', and 'View Quick Start Themes'. 'View All Themes' is highlighted with a red box. The main content area shows a list of four quiz boxes with their respective details and status.

ID#	Location	Impressions	Conditions	Status	Last Publish
292688	Inline Quiz		+ Add	NOT PUBLISHED	
292457	Lightbox		+ Add	NOT PUBLISHED	No condition
290739	Lightbox		Edit	PUBLISHED	02/21/2025 08:49 AM
276574	Sidebar	1	+ Add	PUBLISHED	02/21/2025 08:49 AM

Step 3) Go to the Use Case dropdown, choose Quiz, and then choose your quiz theme.

Choose a Theme

You'll be able to fully customize the theme you choose in our Editor!

Start from Scratch

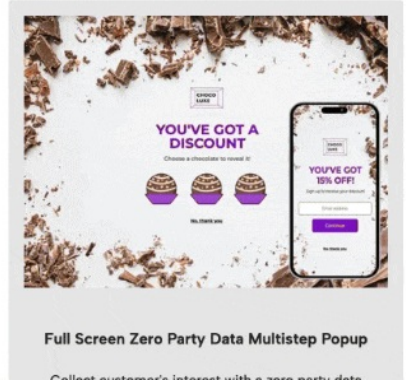
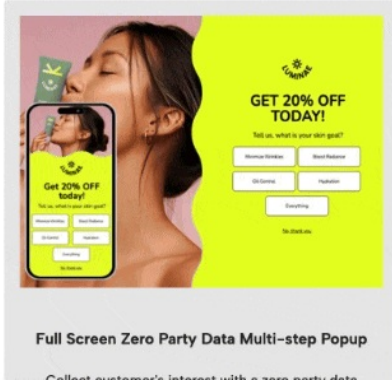
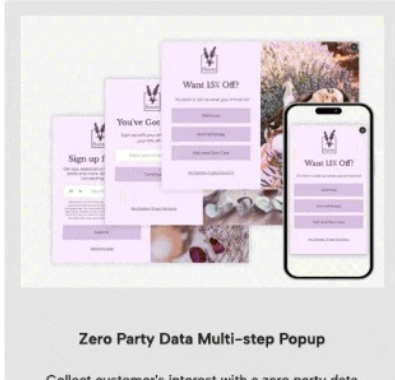
Type:

All Box Types

Use Case:

All Use Cases

Showing 418 of 418 available themes.



Step 4) Give your quiz a name

Name Your Box

Name

Skincare Quiz

Description

(optional)

Save

Step 5) Click on Save

Name Your Box

Name

Skincare Quiz

Description

(optional)

Save

Step 6) Edit your pages

Note: there will be errors that appear because you have not yet added your products. We'll do that in a future step. Here you can see all of the different pages that are pre-built in this template, as well as the various types of pages that are available for quizzes (single select, multi select, icons, images, and text).

Save Draft Save & Publish Preview BACK Boxes Reporting A/B Testing Integrations Admin Val Gei

(MAIN) Splash Page

Layout Form Buttons Text Images HTML

Page Name
Splash Page

EDGE TO EDGE
ON

Dimensions
WIDTH
width in pixels 950
HEIGHT
height in pixels 650

Box Border
BORDER STYLE
none

Box Background
COLOR USE GRADIENT USE IMAGE

292692: Left Image Quiz (Home): Splash Pa...
Status: Not Published No Conditions

Step 7) Go through the various pages and make them your own!

Save Draft Save & Publish Preview

- (MAIN) Splash Page
- (EP1) Priority (Single Select Text)
- (EP2) Style (Single Select Icon)
- (EP3) Space (Single Select Long text)
- (EP4) Material (Multi select Icons)
- (EP5) Type (Multi Select Text)
- (EP6) Vibe (Multi Select Image)
- (EP7) Email Collection
- (EP8) Results Redirect

+ Add Extra Page

Step 8) Each page will be different and unique for your needs

- Main Page
- Thank You Page
- (EP1) Name
- (EP2) Age
- (EP3) Gender
- (EP4) Skin Type
- (EP5) Skin Tone
- (EP6) Skin Conditions**
- (EP7) Sunburn
- (EP8) Products
- (EP9) Sunburn
- (EP10) Email
- Add Extra Page

Box Settings

- Widget
- Quiz

281096: Skincare Quiz

What is your age

- Teens
- 20's
- 30's
- 40's
- 50's or Older

Previous Page

You can use the "Duplicate From Another Page" function or the "Apply Current Page Layout To" function to clone question styles

Save Flow Publish Preview < BACK Boxes Reporting Experiments Integrations Admin Val

Main Page

Layout Form Buttons Text Images HTML

PAGE NAME

EDGE TO EDGE QUIZ

ON ON

Box Dimensions

WIDTH

width in pixels 750

HEIGHT

height in pixels 600

Box Border

BORDER STYLE COLOR WIDTH RADIUS

none 0 0

281101: Skincare Quiz 750px Breakpoint

Find your perfect skincare routine

Skincare is personal. Answer a few questions, and we'll recommend products right for you. Every answer gets you one step closer to your perfect routine.

LET'S BEGIN

Edit your template as much as needed to reflect your own brand. Want help coming up with questions

for your quiz? Put our [quiz question template](#) to work for you! Don't forget to hit Save when you're done! Now you need to make sure to [connect your store feed](#).
