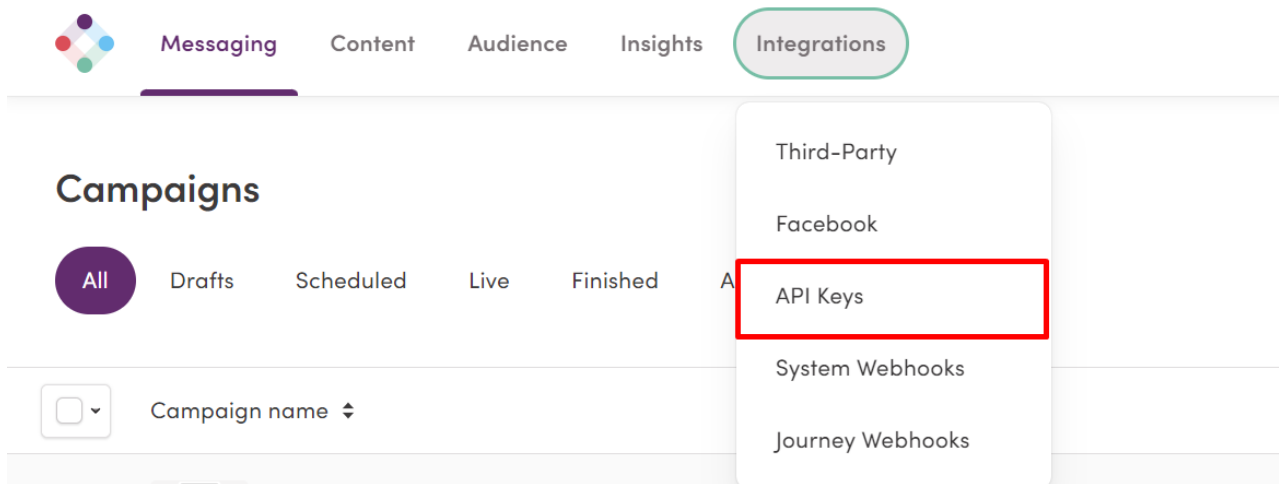


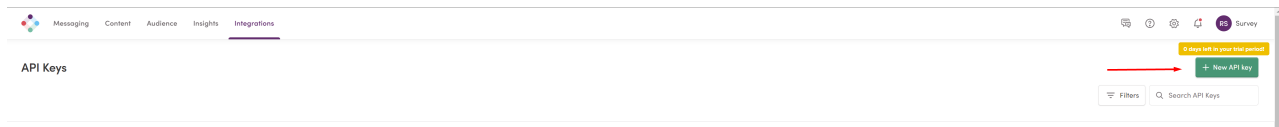
How do I Create an API Key in Iterable?

Last Modified on 06/24/2026 3:17 pm EDT

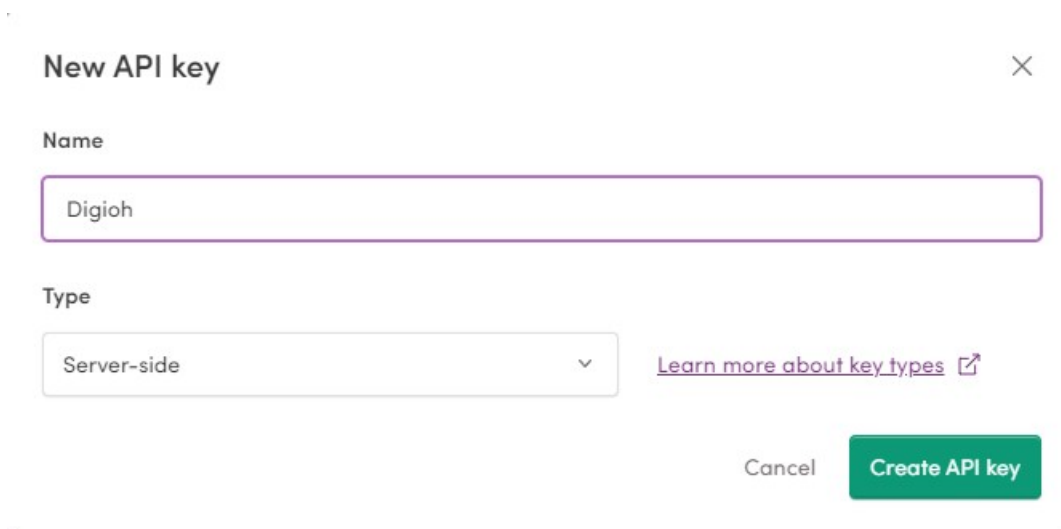
In your Iterable project, navigate to **Integrations > API Keys**. This screen lists information about each of the API keys that have been created for the project, but it does not display the full API keys.



From there, Click **New API Key**:



To integrate with Digioh, you'll need a **Server-Side API Key**. You should also provide a clear, recognizable name for the key:



Click 'Create API Key' and Iterable will generate and display the API key.

Make sure to copy the key down immediately - Once you close the window in Iterable, you won't be able to see the key in its entirety again.

If you have any additional questions, please [contact us](#).

