

# How to get the URL for a Digioh-hosted CSV

Last Modified on 06/24/2026 2:43 pm EDT

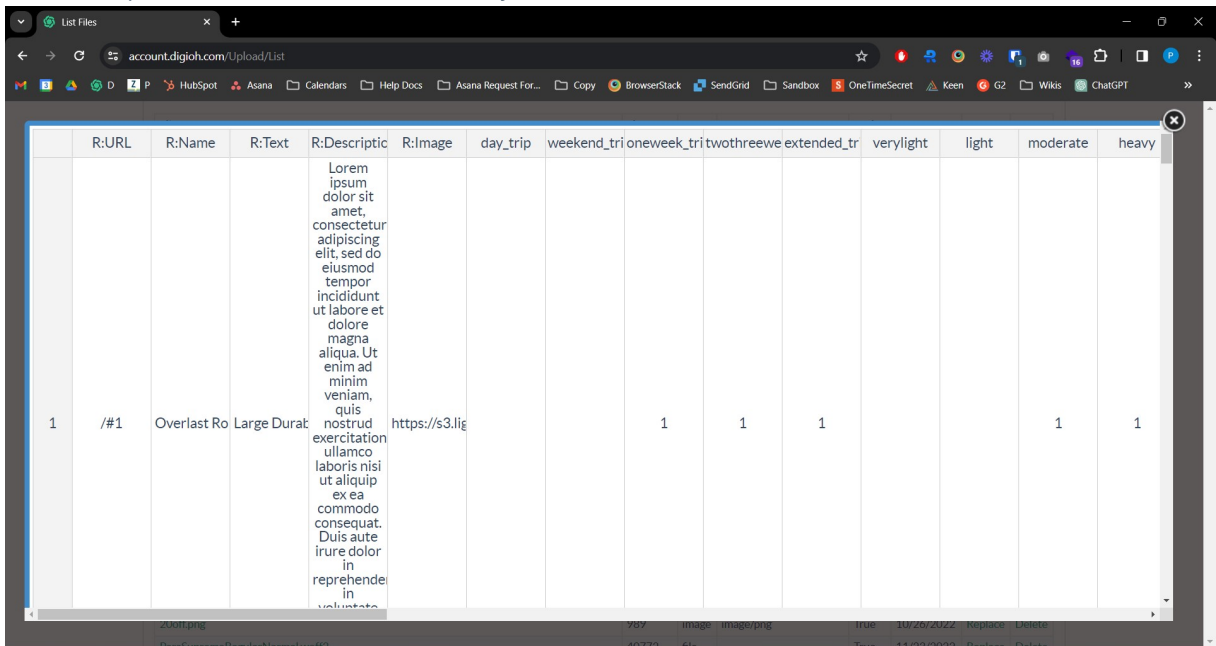
Sometimes when using Digioh, you may end up needing to use a .csv file that is uploaded to and hosted by Digioh - For example, if you're using the [i18n App](#) and can't use a Google Sheet. This page will guide you through the steps to retrieve the URL for the Digioh-hosted file.

1. Log in to Digioh and select Files:

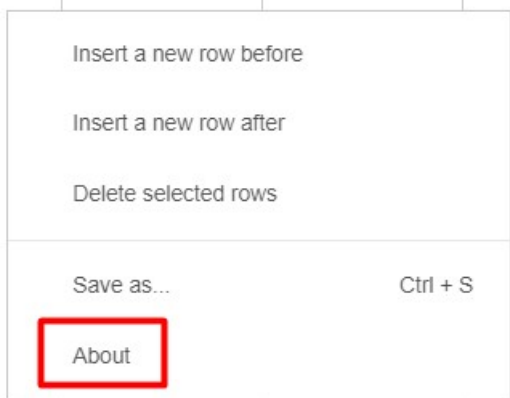


2. Locate the .csv file that you previously uploaded and click its name.

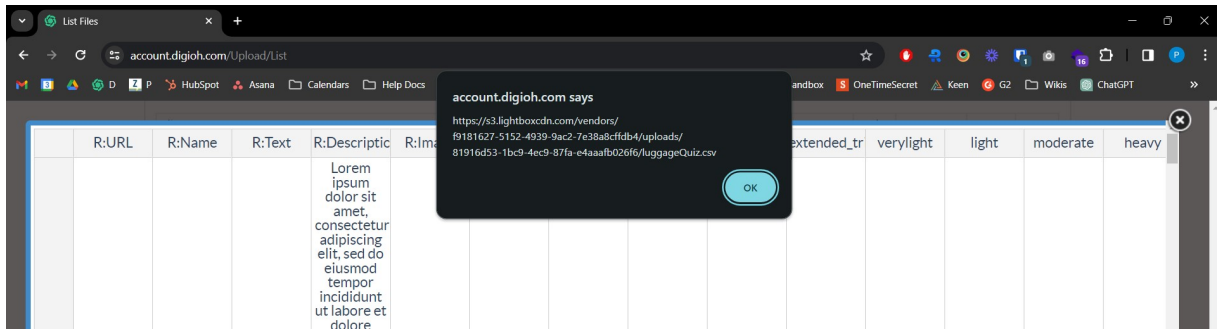
3. This will open the file in an editor within your browser:



4. You can then right-click within the editor and select About:



5. A pop-up will then appear with the full URL - You can then copy and paste this as needed!



Running into an issues or have a follow up question? Don't hesitate to reach out to our support team via [support@digioh.com](mailto:support@digioh.com)!

---