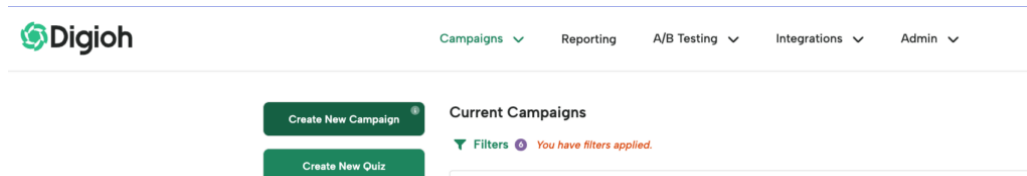


How to Delete an Email Address from Digioh

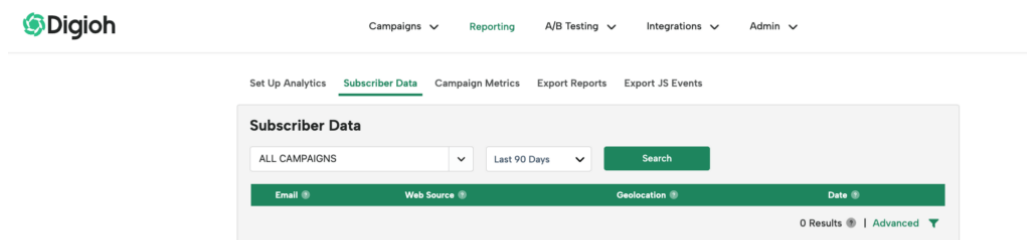
Last Modified on 06/10/2026 11:02 pm EDT

To delete a specific email address from Digioh, follow these steps.

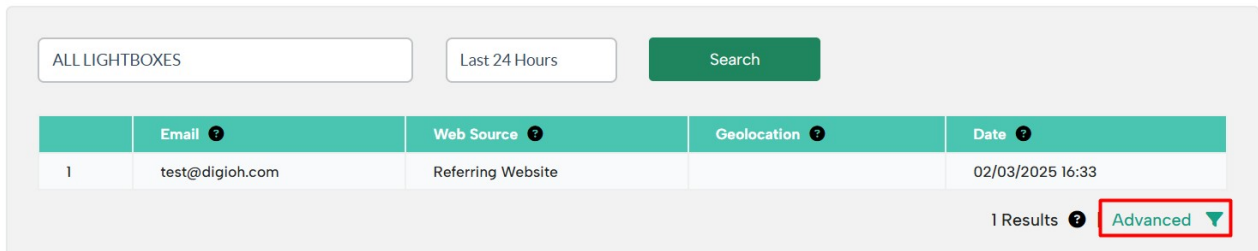
Go to **Reporting** on the top navigation bar when you are logged in to Digioh



Once you are on the Reporting Dashboard click **Subscriber Data**



Click **"Advanced"** on the bottom-right of the Submissions page.



Click the **"Delete"** button. Then, enter the email address you want to delete:

ALL LIGHTBOXES Last 24 Hours Search

ID, Date, Lightbox ID, Lightbox Name, Email, Phone, 1. Custom, 5. Custom, 6. Custom, IP Address, Device Type, Operating System, Browser Type, Browser Version, Submit Url, Submission GUI ▼

	ID	Date	Lightbox ID	Lightbox Name	Email	Phone	1. Custom	5.
1	196616101	02/03/2025 16:33	289094	15% Off Welcome Popup	test@digioh.com		energy_vitality	

1 Results | Search Export Custom Export Past Months Delete

Delete Email Address ×

Enter the email to delete

Cancel Submit

This will delete any submissions with that email address from your account.