

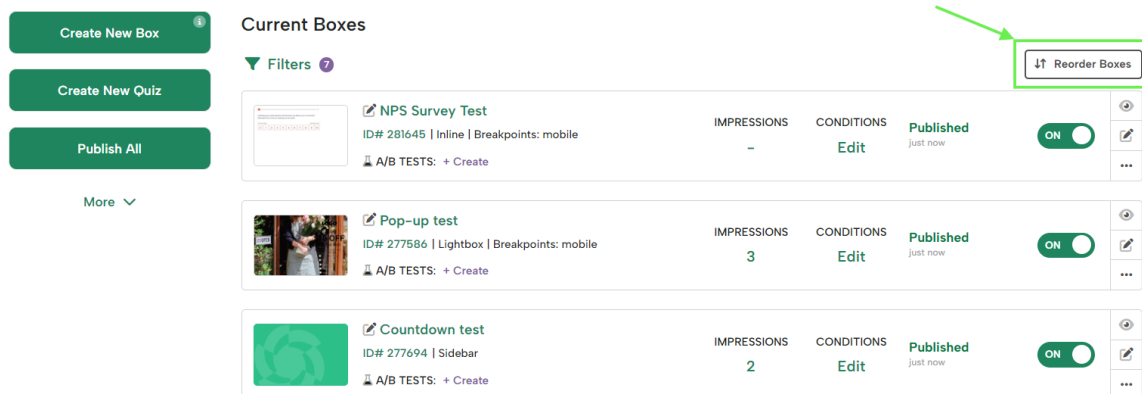
# How do I organize and set the priority of my campaigns?

Last Modified on 06/25/2026 9:24 am EDT

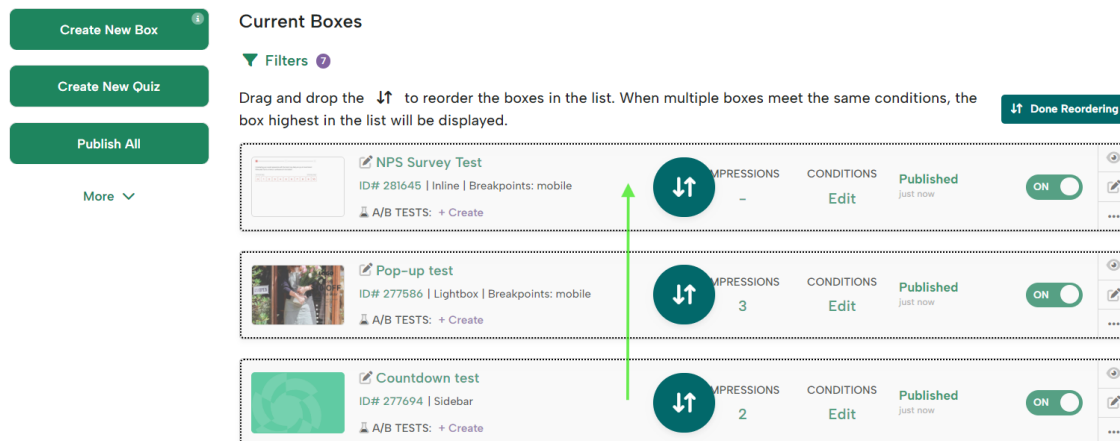
In Digioh, the campaigns conditions are evaluated from top to bottom. This means that when multiple campaigns meet the same conditions, the one that is highest in the list will be displayed.

It is very important to organize your campaigns in priority order. To reorder your campaigns in your Digioh account, follow these steps:

1. From your campaigns list, click "Reorder Campaigns" at the top right



2. Drag the campaigns to move them up or down.




3. Once done, click "Done Reordering"

- Create New Box
- Create New Quiz
- Publish All
- More







Current Boxes

There have been changes since your last publish. Publish All

Filters

Drag and drop the  to reorder the boxes in the list. When multiple boxes meet the same conditions, the box highest in the list will be displayed.

Done Reordering

		IMPRESSIONS	CONDITIONS	Published	
	<b>Countdown test</b> ID# 277694   Sidebar A/B TESTS: + Create	2	Edit	Published just now	
	<b>NPS Survey Test</b> ID# 281645   Inline   Breakpoints: mobile A/B TESTS: + Create	-	Edit	Published just now	
	<b>Pop-up test</b> ID# 277586   Lightbox   Breakpoints: mobile A/B TESTS: + Create	3	Edit	Published just now	

4. Make sure to click Publish All to ensure your changes go live.