

How to Display a Lightbox ONLY on Your Homepage or NOT on Your Homepage

Last Modified on 07/06/2026 2:43 pm EDT

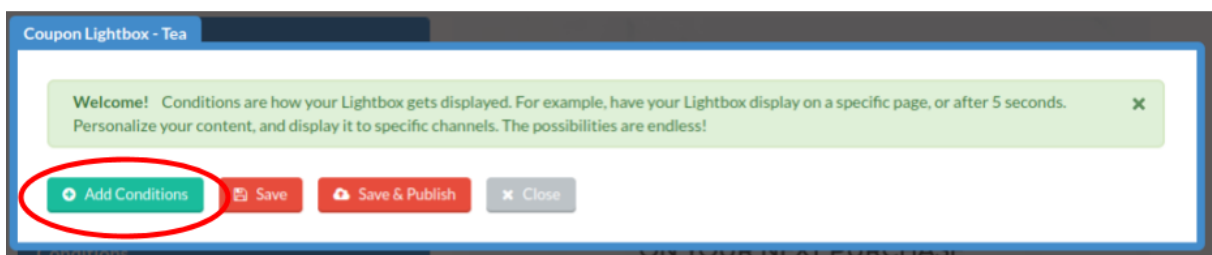
There are a few reasons you **DON'T** want a campaign to appear on your homepage. For example:

- You have a special promotion on your homepage, and you don't want any distracting pop-ups.
- Your lightbox has a special offer that you don't want homepage visitors to see.

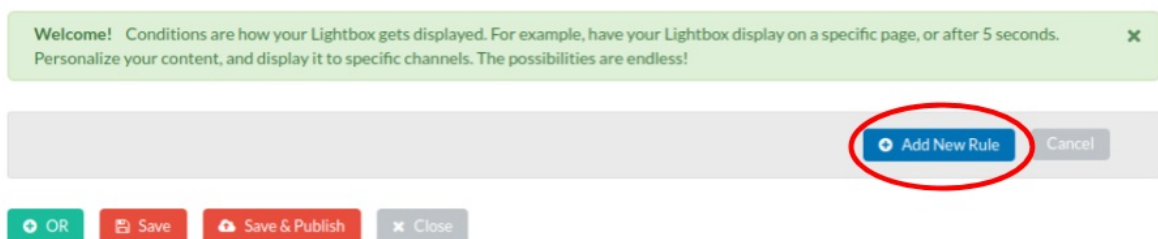
Conversely, you may want your lightbox to appear on the homepage **ONLY**. For example, if you show different offers for people who land on your homepage versus your product pages, or if you create a lightbox with a welcome message for homepage visitors.

To set up a Campaign that **DOESN'T** appear on your homepage:

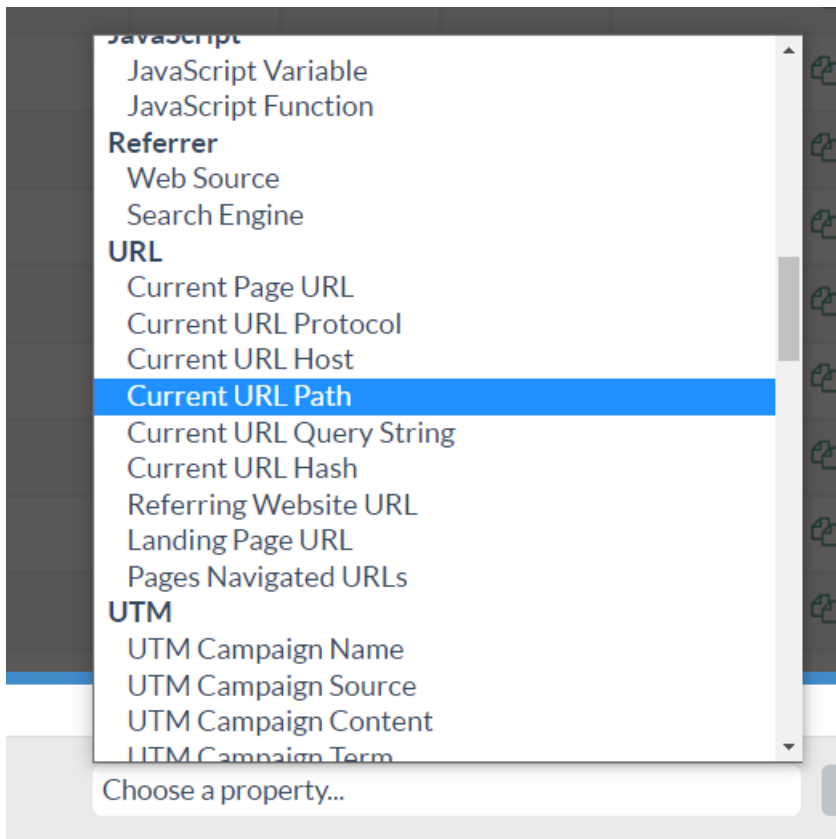
1. Open the conditions editor for the specific Campaign and click "Add conditions."



2. Click "Add New Rule."



3. Select "Current URL Path" from the dropdown menu.



4. Choose Current URL Path Does NOT equal and enter "/" in the text field.



To set up a Campaign that **ONLY** appears on your homepage:

1. Follow steps 1-3 above.
2. Choose Current URL Path equals and enter "/" in the text field.



Once you finish setting up your conditions, save and publish your lightbox for the new targeting rules to take effect.