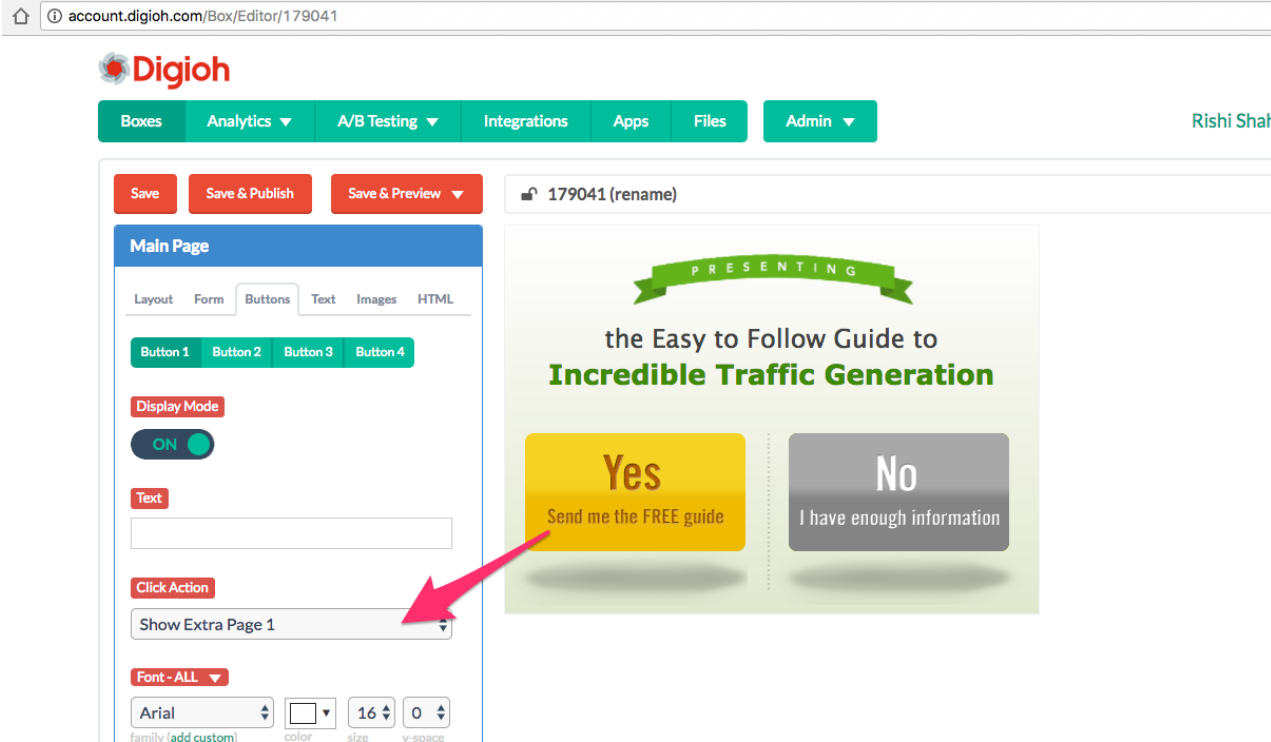


What are Extra Pages?

Last Modified on 06/24/2026 11:30 am EDT

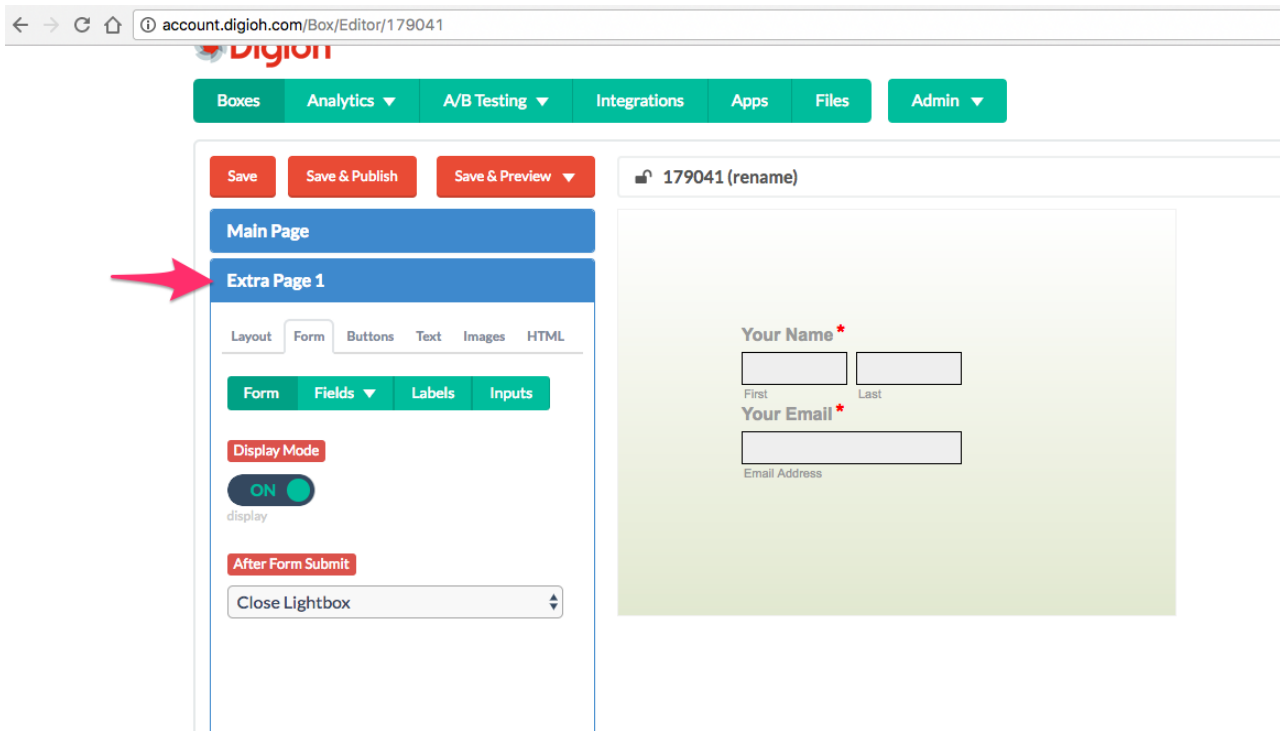
Extra Pages allow you to show another lightbox on click. This is great for Yes/No style pop-ups on Desktop. When the visitor clicks "Yes", they will immediately see another lightbox.

To set up an extra page, open the editor, and click the form section under Main Page. Set the "after form submit" dropdown to "show extra page 1".



The screenshot displays the Digioh editor interface. At the top, there's a navigation bar with tabs for Boxes, Analytics, A/B Testing, Integrations, Apps, Files, and Admin. The user's name, Rishi Shah, is visible in the top right. Below the navigation bar, there are buttons for Save, Save & Publish, and Save & Preview. The main content area is titled 'Main Page' and has tabs for Layout, Form, Buttons, Text, Images, and HTML. The 'Form' tab is active, showing a form with four buttons (Button 1 to Button 4). Below the buttons, there's a 'Display Mode' section with a toggle set to 'ON'. A 'Text' field is present but empty. The 'Click Action' dropdown menu is set to 'Show Extra Page 1', with a red arrow pointing to it. Below this, there's a 'Font - ALL' section with options for font family (Arial), color, size (16), and v-space (0). On the right side of the editor, there's a preview area showing a lightbox with a green banner that says 'PRESENTING'. The main text in the lightbox reads 'the Easy to Follow Guide to Incredible Traffic Generation'. There are two buttons: a yellow 'Yes' button with the text 'Send me the FREE guide' and a grey 'No' button with the text 'I have enough information'.

This will add a new section on the left titled "extra page 1". There you'll find customization options for the extra page.



account.digioh.com/Box/Editor/179041

Boxes Analytics A/B Testing Integrations Apps Files Admin

Save Save & Publish Save & Preview

179041 (rename)

Main Page

Extra Page 1

Layout Form Buttons Text Images HTML

Form Fields Labels Inputs

Display Mode

ON display

After Form Submit

Close Lightbox

Your Name*

First Last

Your Email*

Email Address

You don't have to design the second lightbox again. You can copy the design and text from your first page using the "Copy Design Settings From" button in the "Layout" section.

account.digioh.com/Box/Editor/179041

Main Page

Extra Page 1

Layout Form Buttons Text Images HTML

Edge To Edge

OFF

Dimensions

width 508

height 370

Border

solid style 1 width 0 radius

Background

color gradient use gradient ON use image OFF

-- NONE -- Add+

no repeat left top

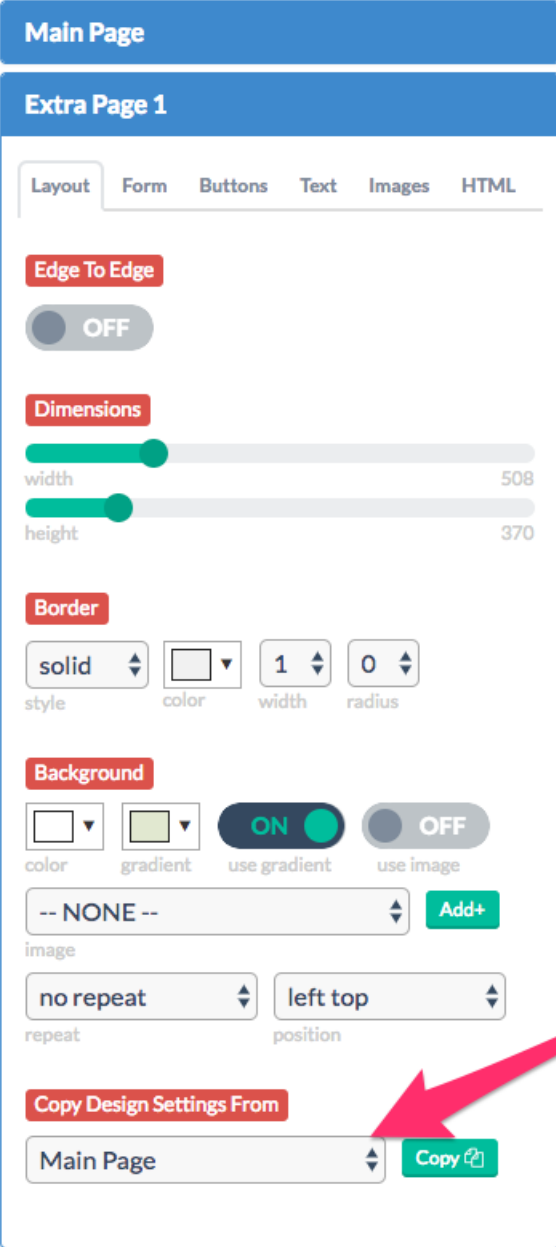
repeat position

Copy Design Settings From

Main Page Copy

Your Name *
First Last

Your Email *
Email Address



You can create up to four extra pages per lightbox. If you need more, set up a button that triggers a new lightbox that acts as an extra page.

If you need help setting up your extra page, [send us an email](#), and we'll be glad to help!