

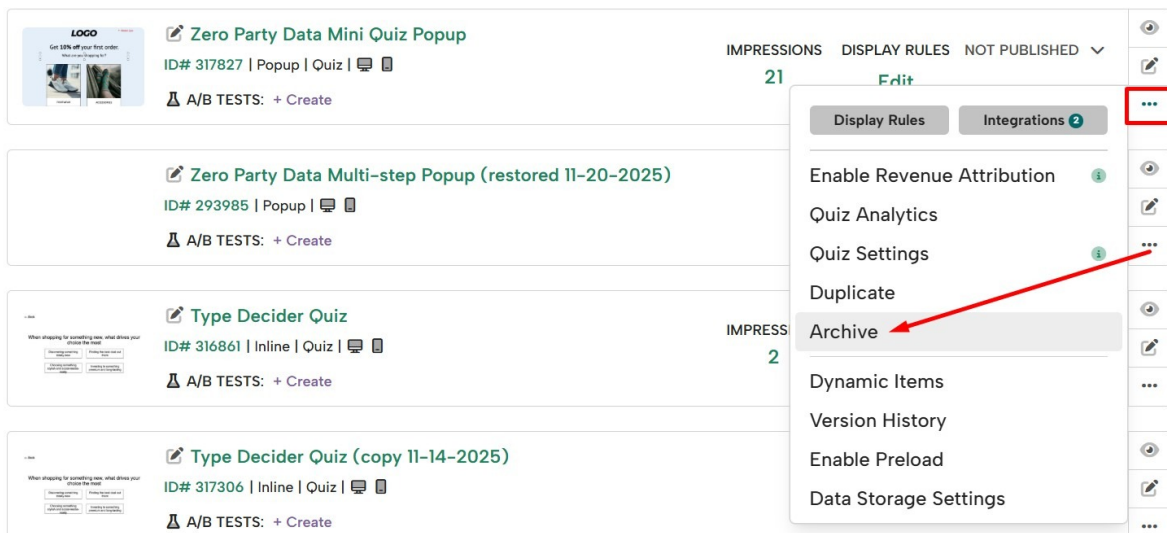
How do I archive a Campaign?

Last Modified on 06/24/2026 11:29 am EDT

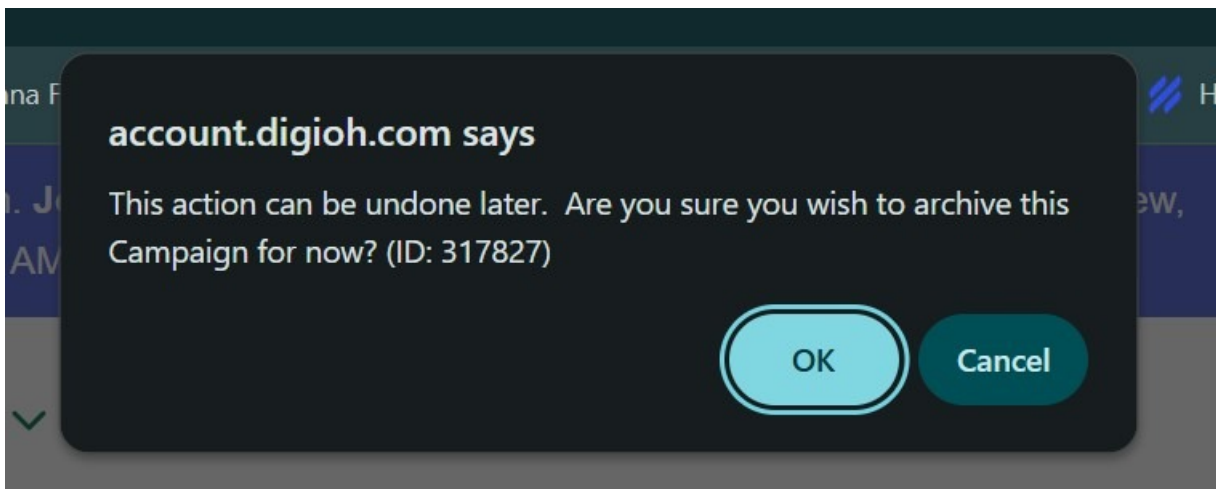
If your Digioh account contains a large number of campaigns, archiving helps keep your campaign list organized. Archiving removes campaigns you're not currently using from your main list without permanently deleting them. Digioh supports both single and bulk campaign archiving.

How to Archive a Campaign:

Find the campaign in your list, click the three-dot (more) menu, and select **Archive**.



You'll see a prompt like the one below. Click **OK** to confirm.



How to View Archived Campaigns:

Open the **More** menu from the campaign dashboard and click **View Archive**.

[Create New Campaign](#)

[Create New Quiz](#)

[More](#)

- Sitewide Rules
- Display Rule Sets
- Publish Account
- Publish Account QA
- Republish All Campaigns
- Republish All QA
- Unpublish All Campaigns
- Conditions Monitor
- View Archive**

Current Campaigns

Filters

Reorder Campaigns

	teest quiz ID# 318807 Inline Quiz A/B TESTS: + Create	DISPLAY RULES	NOT PUBLISHED		
	Zero Party Data Mini Quiz Popup ID# 317827 Popup Quiz A/B TESTS: + Create	IMPRESSIONS 21	DISPLAY RULES	NOT PUBLISHED	
	Zero Party Data Multi-step PopUp (restored 11-20-2025) ID# 293985 Popup A/B TESTS: + Create		DISPLAY RULES	NOT PUBLISHED	
	Type Decider Quiz ID# 316861 Inline Quiz A/B TESTS: + Create	IMPRESSIONS 2	DISPLAY RULES	PUBLISHED	
	Type Decider Quiz (copy 11-14-2025)				

How to Restore an Archived Campaign: In the archive view, click **Restore** for the campaign you want to return to your primary campaign list.

[Dashboard](#)

Archive

To make changes to an archived item, you must restore it first. [Need Help?](#)

	Birthday Incentive Pop Up (archived 4-9-2025) ID# 293979 Popup	Preview	Restore
	Mothers Day Email Capture PopUp (archived 4-25-2025) ID# 294932 Popup	Preview	Restore
	Zero Party Data Multi-step PopUp (archived 4-25-2025) ID# 294983 Popup	Preview	Restore
	Survey Checkboxes Kits (archived 5-9-2025) ID# 295449 Inline	Preview	Restore





Click **Dashboard** to return to your main campaign list.

[← Dashboard](#)

Archive

To make changes to an archived item, you must restore it first.

[Need Help?](#)

	Birthday Incentive Pop Up (archived 4-9-2025) ID# 293979 Popup	Preview Restore
	Mothers Day Email Capture Popup (archived 4-25-2025) ID# 294932 Popup	Preview Restore
	Zero Party Data Multi-step Popup (archived 4-25-2025) ID# 294983 Popup	Preview Restore
	Survey Checkboxes Kits (archived 5-9-2025) ID# 295449 Inline	Preview Restore
	Sticky Banner (Desktop) (archived 6-9-2025) ID# 296185 Banner	Preview Restore
	Spin to Win Multi-Step Popup (archived 6-24-2025) ID# 298422 Popup	Preview Restore

Archive Multiple Campaigns

To archive multiple campaigns at once, copy the URL below and replace the placeholder campaign IDs with the IDs of the campaigns you want to archive.

<https://account.digioh.com/Box/ArchiveMulti/12345,98765,10101,11111>

You can include as many campaign IDs as needed, separated by commas.